

NILGIRI COLLEGE, NILGIRI, DIST-BALASORE

Questionnaire for Students Feedback on Teaching Learning Process and Campus Facilities (2021-22)

Teaching Learning is a bipolar process. Nothing is taught unless it is learnt by the students. Nilgiri College, Nilgiri is constantly working for over all improvements in its teaching learning process. In order to give maximum benefits to the students, the college implements the value judgment technique through the students' feedback. In order to improve the services offered by the college. A model questionnaire has been framed to draw the valuable suggestions from the students to chalk out the inherited problems and to mitigate the same at our administrative level.

Please fill this questionnaire and handover it to your HOD/Teacher. We shall carefully evaluate the feedbacks for further introspection and to improve the teaching learning process.

Name.....

Class.....

Roll No.....

Department.....

Year.....

Please put **Tick (✓)** in the appropriate box to indicate your answer/choice.

1. **How much of curriculum and syllabi are covered in the discipline in which you study ?**
 - a) 8-10 (85 to 100 %)
 - b) 5-7 (60 to 84%)
 - c) 2-4 (30 to 59%)
 - d) 0-1 (below 30%)

2. **Does your mentor necessarily follow up the tasks assigned to you ?**
 - a) 8-10 (Every time)
 - b) 5-7 (Usually)
 - c) 2-4 (Rarely)
 - d) 0-1 (I don't have a mentor)

3. **Up to what extent the mentoring process is beneficial to you or for your social emotional and academic growth ?**
 - a) 8-10 (Highly Beneficial)
 - b) 5-7 (Moderate)
 - c) 2-4 (Marginal)
 - d) 0-1 (Not at all)

4. **Does the institution provide the opportunities for experimental learning, case based learning, competency learning through seminar and group discussion to enhance your knowledge & skill ?**
 - a) 8-10 (All of above)
 - b) 5-7 (Any four)
 - c) 2-4 (Any three)
 - d) 0-1 (Any two)

5. **What level of monitoring and evaluation is available in your institution for assessing the effectiveness of learning session ?**
 - a) 8-10 (Appreciate level)
 - b) 5-7 (Satisfactory level)
 - c) 2-4 (Marginal level)
 - d) 0-1 (No opportunity is given)

6. **What is your assessment about the fairness for inter evaluation by the teacher ?**
 - a) 8-10 (Always fair)
 - b) 5-7 (Sometimes fair)
 - c) 2-4 (Usually unfair)
 - d) 0-1 (Always unfair)
7. **What is the average time taken by the institution for the declaration of examination result ?**
 - a) 8-10 (Within 30 days)
 - b) 5-7 (31 to 45 days)
 - c) 2-4 (46 to 60 days)
 - d) 0-1 (Beyond 60 days)
8. **Do your teachers enable you to identify your strength and weakness and help you to overcome your weakness through timely counseling ?**
 - a) 8-10 (Every time)
 - b) 5-7 (Usually)
 - c) 2-4 (Rarely)
 - d) 0-1 (Never)
9. **Do you find the college canteen to your liking ?**
 - a) 8-10 (Excellent)
 - b) 5-7 (Very Good)
 - c) 2-4 (Good)
 - d) 0-1 (Average)
10. **Your view on the general infrastructure of the College ?**
 - a) 8-10 (Excellent)
 - b) 5-7 (Very Good)
 - c) 2-4 (Good)
 - d) 0-1 (Average)
11. **Your impression on the college hostel and its facility ?**
 - a) 8-10 (Excellent)
 - b) 5-7 (Very Good)
 - c) 2-4 (Good)
 - d) 0-1 (Average)
12. **How the outdoor and indoor game facilities ?**
 - a) 8-10 (Excellent)
 - b) 5-7 (Very Good)
 - c) 2-4 (Good)
 - d) 0-1 (Average)
13. **Your opinion on College Library ?**
 - a) 8-10 (Excellent)
 - b) 5-7 (Very Good)
 - c) 2-4 (Good)
 - d) 0-1 (Average)
14. **Give three suggestions in brief to improve the overall teaching, learning and evaluation process in your institution ?**
 - 1.
 - 2.
 - 3.


PRINCIPAL
NILGIRI COLLEGE, NILGIRI

Signature of the Student

NILGIRI COLLEGE, NILGIRI, DIST-BALASORE

Students Satisfaction Survey Report on Teaching Learning Process & Campus Facilities (2021-22)

Report on feedback received from 100 nos of students on teaching learning method.

1. Percentage of Completion Courses.

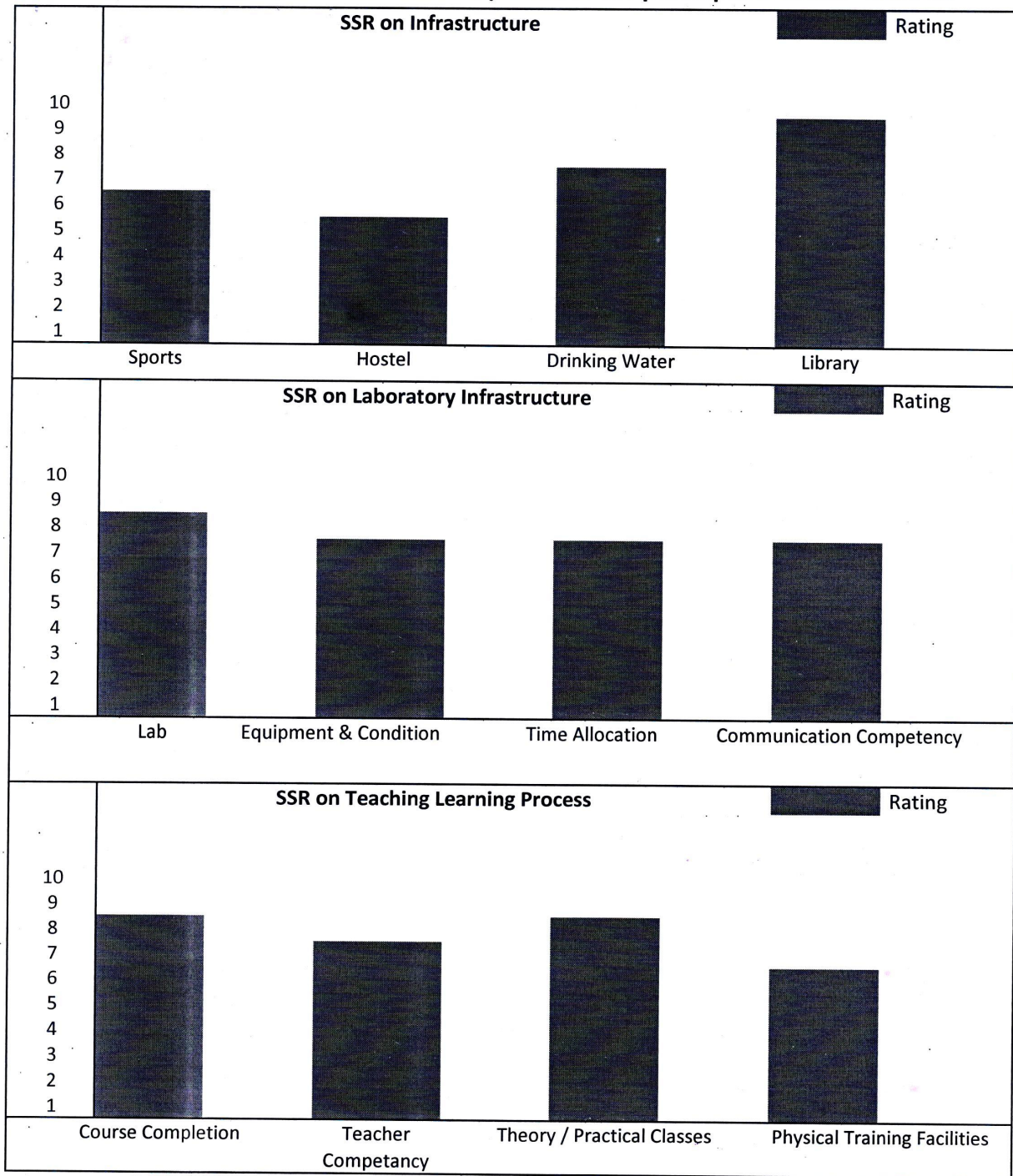
| SUBJECT | UG FINAL YEAR | UG 2 ND YEAR | UG 1 ST YEAR |
|-----------------|---------------|-------------------------|-------------------------|
| English | 85 to 100% | 85 to 100% | 85 to 100% |
| Odia | 85 to 100% | 85 to 100% | 85 to 100% |
| History | 85 to 100% | 85 to 100% | 85 to 100% |
| Pol.Science | 85 to 100% | 85 to 100% | 85 to 100% |
| Economics | 85 to 100% | 85 to 100% | 85 to 100% |
| Sanskrit | 85 to 100% | 85 to 100% | 85 to 100% |
| Philosophy | 85 to 100% | 85 to 100% | 85 to 100% |
| Physics | 85 to 100% | 85 to 100% | 85 to 100% |
| Chemistry | 85 to 100% | 85 to 100% | 85 to 100% |
| Mathematics | 85 to 100% | 85 to 100% | 85 to 100% |
| Botany | 85 to 100% | 85 to 100% | 85 to 100% |
| Zoology | 85 to 100% | 85 to 100% | 85 to 100% |
| Commerce | 85 to 100% | 85 to 100% | 85 to 100% |
| B.VOC in T & HM | 85 to 100% | 85 to 100% | 85 to 100% |

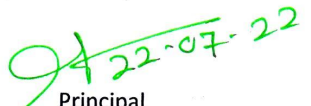
2. Academic and infrastructural Assessment.

| Teaching | Rating | Learning | Rating | Infrastructure and facilities | Rating |
|---|--------|---------------------------------|--------|-------------------------------|--------|
| Curricula and syllabi | 08 | Experimental learning | 08 | College canteen | 06 |
| Follow up action for the task assigned | 07 | Effectiveness of the class room | 08 | General infrastructure | 07 |
| Proctoral process | 07 | Fairness of internal evaluation | 09 | Hostel | 05 |
| Seminars, Group discussions for knowledge and skill enhancement | 08 | Communication competency | 07 | Physical training facilities | 06 |


Principal
Nilgiri College, Nilgiri
NILGIRI COLLEGE, NILGIRI

A graphical representation of the responses of the participants of SSS - 2021-22




 22-07-22
 Principal
 Nilgiri College, Nilgiri
 PRINCIPAL
 NILGIRI COLLEGE, NILGIRI

NILGIRI COLLEGE, NILGIRI, DIST-BALASORE

Students Satisfaction Survey Report- 2021-22

Soon after the recovery from the Pandemic Covid-19, the administrative activities took a momentum and there had been a paradigm shift in academic activities with a time bound spirit and attitude. The teaching and learning process was set with off-line mode. As teaching is bipolar process, nothing is taught unless it is learnt by the students. Hence Students satisfaction is one of the best parameter to evaluate the strength and weakness of the academic environment and administrative efficiency of an institution. And as such students satisfaction survey was made through sample survey consisting of 100 nos of respondent from different stream viz.- Arts, Science, Commerce & B.Voc. The students were asked to respond through the question relating to the coverage of the syllabus by the teacher, competency for taking classes, Communication Skill, National Skill Qualification Framework, Fairness in Internal Evaluation, Process of Teaching and Proctorial Class, Basic Amenities and Opportunities availed by the students, Course outcome, Encouragement for participation in co-curricular activities, and over all quality of the teaching. Out of the total respondent, the female shares 60% and 40% belong to the male category. The final assessment was made through the technique of rating which are categorically mentioned.

A. Infrastructure

Regarding the basic amenities and infrastructural facilities of the college like physical training & hostel facilities were brought under the purview of the feedback. The result of the feedback shows that the students exercised a positive response to the college library, sports facilities, canteen and drinking water however the hostel facilities did not come up to their liking due to the lack of boundary facilities and hostel library. The respondent have also exercised a better response than that of the previous year.

B. Laboratory Infrastructure


Under this facilities, the students gave higher satisfaction rating relating to lab equipments, condition of the equipments, time allocation of experiment & practical hour to the students.

C. Teaching Learning Process

As per the design of the questionnaire four parameters were undertaken, like course completion, teachers' competency, theory & practical classes. The observation manifests that on an average of 80% of the students express their satisfaction over the general teaching and learning activities.

D. Over all Facilities

As per the respond of the respondents, it was observed that an improvement an infrastructure like hostel library, hygienic canteen and indoor games are to be improvised.


Principal
Nilgiri College, Nilgiri
- PRINCIPAL
NILGIRI COLLEGE, NILGIRI