

## NILGIRI COLLEGE, NILGIRI, DIST-BALASORE

### Questionnaire for Students Feedback on Teaching Learning Process and Campus Facilities (2019-20)

Teaching Learning is a bipolar process. Nothing is taught unless it is learnt by the students. Nilgiri College, Nilgiri is constantly working for over all improvements in its teaching learning process. In order to give maximum benefits to the students, the college implements the value judgment technique through the students' feedback. In order to improvise the services offered by the college. A model questionnaire has been framed to draw the valuable suggestions from the students to chalk out the inherited problems and to mitigate the same at our administrative level.

Please fill this questionnaire and handover it to your HOD/Teacher. We shall carefully evaluate the feedbacks for further introspection and to improve the teaching learning process.

Name.....

Class.....

Roll No.....


Department.....

Year.....

Please put Tick ( ✓ ) in the appropriate box to indicate your answer/choice.

1. **How much of curriculum and syllabi are covered in the discipline in which you study ?**
  - a) 8-10 (85 to 100 %)
  - b) 5-7 (60 to 84%)
  - c) 2-4 (30 to 59%)
  - d) 0-1 (below 30%)
  
2. **Does your mentor necessarily follow up the tasks assigned to you ?**
  - a) 8-10 (Every time)
  - b) 5-7 (Usually)
  - c) 2-4 (Rarely)
  - d) 0-1 (I don't have a mentor)
  
3. **Up to what extent the mentoring process is beneficial to you or for your social emotional and academic growth ?**
  - a) 8-10 (Highly Beneficial)
  - b) 5-7 (Moderate)
  - c) 2-4 (Marginal)
  - d) 0-1 (Not at all)
  
4. **Does the institution provide the opportunities for experimental learning, case based learning, competency learning through seminar and group discussion to enhance your knowledge & skill ?**
  - a) 8-10 (All of above)
  - b) 5-7 (Any four)
  - c) 2-4 (Any three)
  - d) 0-1 (Any two)
  
5. **What level of monitoring and evaluation is available in your institution for assessing the effectiveness of learning session ?**
  - a) 8-10 (Appreciate level)
  - b) 5-7 (Satisfactory level)
  - c) 2-4 (Marginal level)
  - d) 0-1 (No opportunity is given)

6. **What is your assessment about the fairness for inter evaluation by the teacher ?**
  - a) 8-10 (Always fair)
  - b) 5-7 (Sometimes fair)
  - c) 2-4 (Usually unfair)
  - d) 0-1 (Always unfair)
7. **What is the average time taken by the institution for the declaration of examination result ?**
  - a) 8-10 (Within 30 days)
  - b) 5-7 (31 to 45 days)
  - c) 2-4 (46 to 60 days)
  - d) 0-1 (Beyond 60 days)
8. **Do your teachers enable you to identify your strength and weakness and help you to overcome your weakness through timely counseling ?**
  - a) 8-10 (Every time)
  - b) 5-7 (Usually)
  - c) 2-4 (Rarely)
  - d) 0-1 (Never)
9. **Do you find the college canteen to your liking ?**
  - a) 8-10 (Excellent)
  - b) 5-7 (Very Good)
  - c) 2-4 (Good)
  - d) 0-1 (Average)
10. **Your view on the general infrastructure of the College ?**
  - a) 8-10 (Excellent)
  - b) 5-7 (Very Good)
  - c) 2-4 (Good)
  - d) 0-1 (Average)
11. **Your impression on the college hostel and its facility ?**
  - a) 8-10 (Excellent)
  - b) 5-7 (Very Good)
  - c) 2-4 (Good)
  - d) 0-1 (Average)
12. **How the outdoor and indoor game facilities ?**
  - a) 8-10 (Excellent)
  - b) 5-7 (Very Good)
  - c) 2-4 (Good)
  - d) 0-1 (Average)
13. **Your opinion on College Library ?**
  - a) 8-10 (Excellent)
  - b) 5-7 (Very Good)
  - c) 2-4 (Good)
  - d) 0-1 (Average)
14. **Give three suggestions in brief to improve the overall teaching, learning and evaluation process in your institution ?**
  - 1.
  - 2.
  - 3.

  
PRINCIPAL 7.02.20  
NILGIRI COLLEGE, NILGIRI

Signature of the Student

# NILGIRI COLLEGE, NILGIRI, DIST-BALASORE

## Students Satisfaction Survey Report on Teaching Learning Process & Campus Facilities (2019-20)


Report on feedback received from 100 nos of students on teaching learning method.

### 1. Percentage of Completion Courses.

SUBJECT	UG FINAL YEAR	UG 2 <sup>ND</sup> YEAR	UG 1 <sup>ST</sup> YEAR
English	85 to 100%	85 to 100%	85 to 100%
Odia	85 to 100%	85 to 100%	85 to 100%
History	85 to 100%	85 to 100%	85 to 100%
Pol.Science	85 to 100%	85 to 100%	85 to 100%
Economics	85 to 100%	85 to 100%	85 to 100%
Sanskrit	85 to 100%	85 to 100%	85 to 100%
Philosophy	85 to 100%	85 to 100%	85 to 100%
Physics	85 to 100%	85 to 100%	85 to 100%
Chemistry	85 to 100%	85 to 100%	85 to 100%
Mathematics	85 to 100%	85 to 100%	85 to 100%
Botany	85 to 100%	85 to 100%	85 to 100%
Zoology	85 to 100%	85 to 100%	85 to 100%
Commerce	85 to 100%	85 to 100%	85 to 100%
B.VOC in T & HM	85 to 100%	85 to 100%	85 to 100%

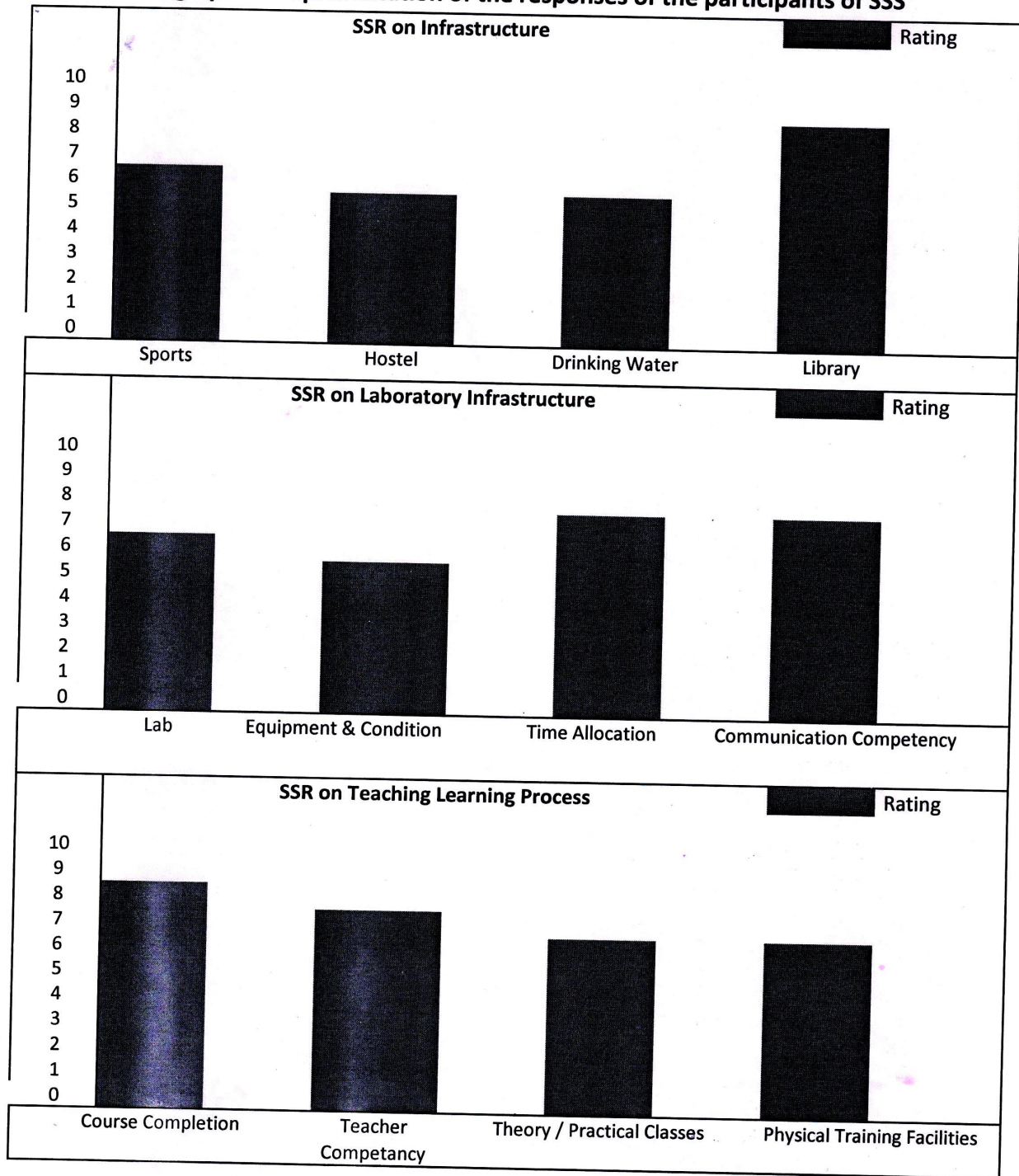
### 2. Academic and infrastructural Assessment.


Teaching	Rating	Learning	Rating	Infrastructure and facilities	Rating
Curricula and syllabi	08	Experimental learning	07	College canteen	05
Follow up action for the task assigned	06	Effectiveness of the class room	08	General infrastructure	07
Proctoral process	07	Fairness of internal evaluation	09	Hostel	05
Seminars, Group discussions for knowledge and skill enhancement	08	Communication competency	06	Physical training facilities	06

  
PRINCIPAL  
Principal  
NILGIRI COLLEGE, NILGIRI  
Nilgiri College, Nilgiri  
24-02-20



**A graphical representation of the responses of the participants of SSS**



  
 PRINCIPAL  
 NILGIRI COLLEGE, NILGIRI  
 Nilgiri College, Nilgiri  
 24.2.20

# NILGIRI COLLEGE, NILGIRI, DIST-BALASORE

## STUDENTS SATISFACTION SURVEY REPORT- 2019-20

Teaching is an art and the same is a bipolar process. Nothing is taught unless it is learnt by the students. Hence Students satisfaction is one of the best parameter to evaluate the strength and weakness of the academic environment and administrative efficiency of an institution. In this context a standard questionnaires was framed covering academic, administrative, athletic & teachers' competency as well. And as such students satisfaction survey was made through sample survey consisting of 100 nos of respondent from different stream viz.- Arts, Science, Commerce & B.Voc. The students were asked to respond through the question relating to the coverage of the syllabus by the teacher, competency for taking classes, Communication Skill, National Skill Qualification Framework, Fairness in Internal Evaluation, Process of Teaching and Proctorial Class, Basic Amenities and Opportunities availed by the students, Course outcome, Encouragement for participation in co-curricular activities, and over all quality of the teaching. Out of the total respondent, the female shares 60% and 40% belong to the male category. The final assessment was made through the technique of rating which are categorically mentioned.

### **A. Infrastructure**

Regarding the basic amenities and infrastructural facilities of the college like physical training & hostel facilities were brought under the purview of the feedback. The result of the feedback shows that the students exercised a positive response to the college library, sports facilities, canteen and drinking water however the hostel facilities did not come up to their liking due to the lack of boundary facilities and hostel library.

### **B. Laboratory Infrastructure**


Under this facilities, the students gave average satisfaction rating relating to lab equipments, condition of the equipments, time allocation of experiment & practical hour to the students.

### **C. Teaching Learning Process**

As per the design of the questionnaire four parameter were undertaken, like course completion, teachers' competency, theory & practical classes. The observation manifests that on an average of 73% of the students express their satisfaction over the general teaching and learning activity.

### **D. Over all Facilities**

As per the respond of the respondents, it was observed that an improvement an infrastructure like hostel library, hygienic canteen and indoor games are to be improvised.

  
PRINCIPAL  
NILGIRI COLLEGE, NILGIRI  
Nilgiri College, Nilgiri  
24.02.20